

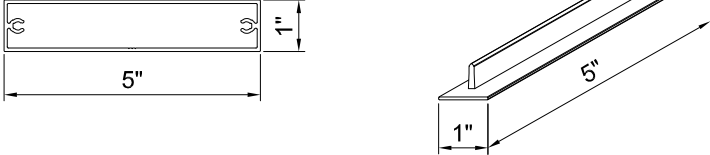
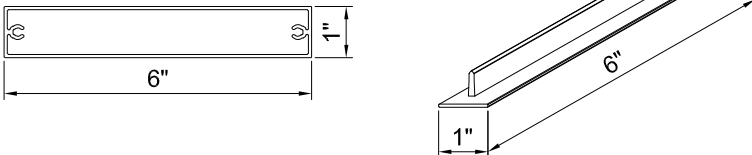
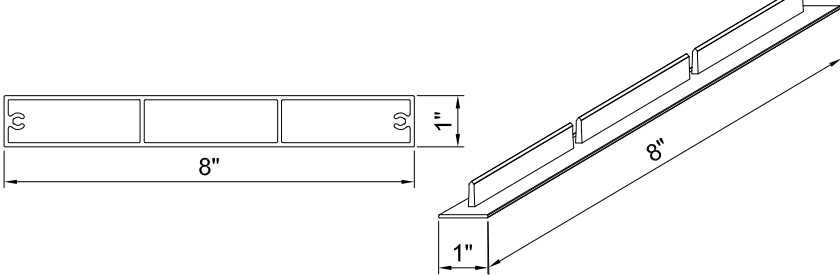
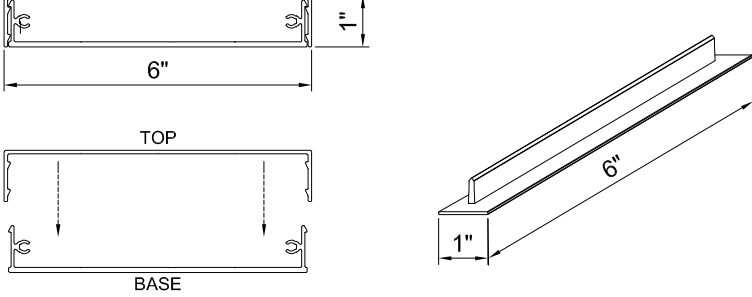
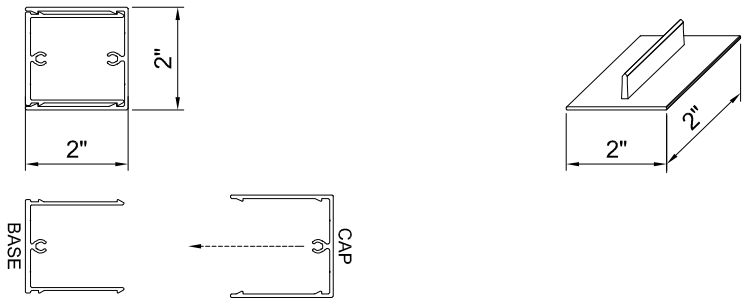
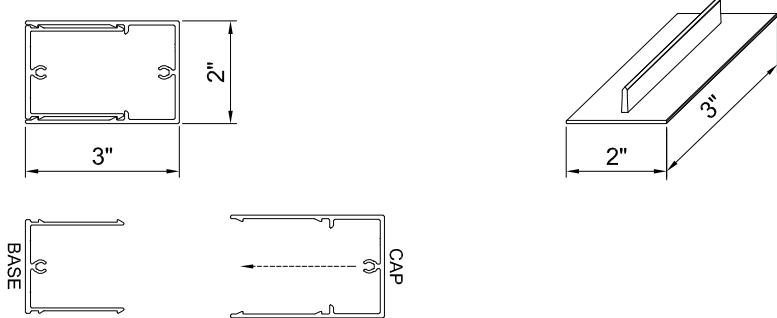
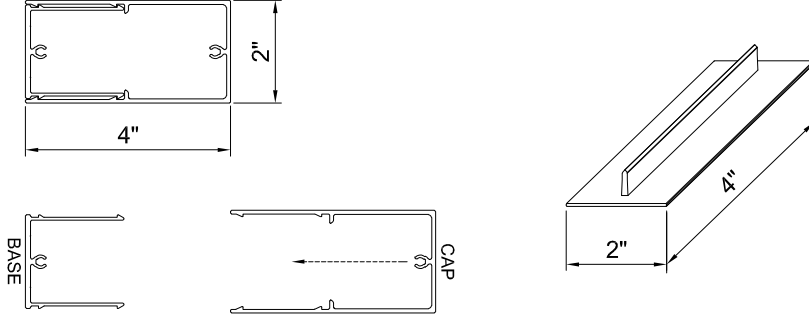
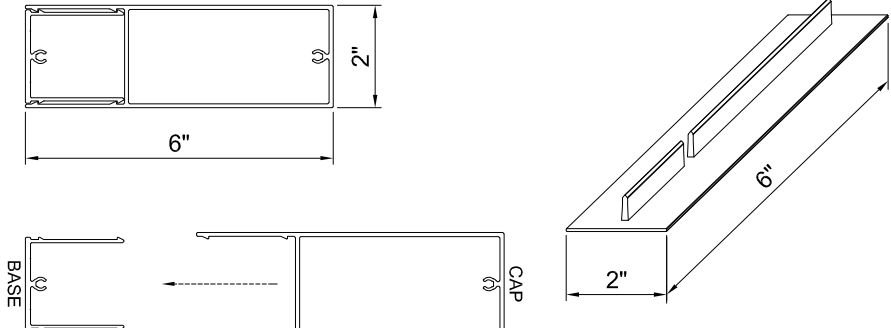
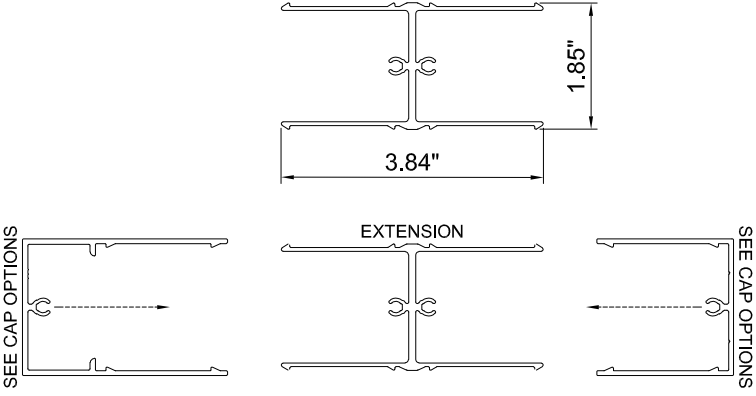
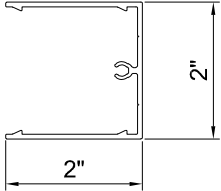
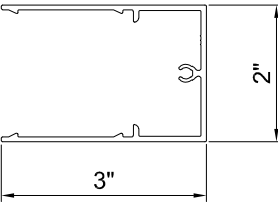
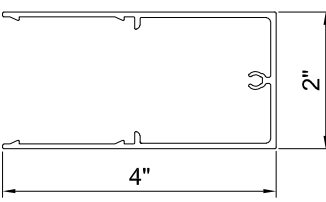
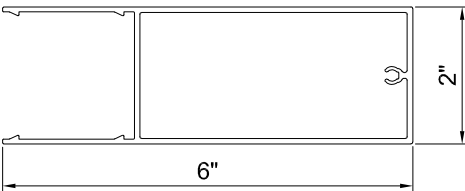


<p>PRODUCT PROFILES - BATTENS & END CAPS</p>	<p>ITEM DESCRIPTION <small>(SEE COLOR PALETTE FOR COLOR OPTIONS)</small></p>
	<p>ALUMABOARD BATTEN 1"X3" & ALUMABOARD BATTEN END CAP 1"X3"</p>
	<p>ALUMABOARD BATTEN 1"X4" & ALUMABOARD BATTEN END CAP 1"X4"</p>
	<p>ALUMABOARD BATTEN 1"X5" & ALUMABOARD BATTEN END CAP 1"X5"</p>
	<p>ALUMABOARD BATTEN 1"X6" & ALUMABOARD BATTEN END CAP 1"X6"</p>
	<p>ALUMABOARD BATTEN 1"X8" & ALUMABOARD BATTEN END CAP 1"X8"</p>
	<p>ALUMABOARD BATTEN 6"X1" & ALUMABOARD BATTEN END CAP 1"X6"</p>

<p>PRODUCT PROFILES - BATTENS & END CAPS</p>	<p>ITEM DESCRIPTION (SEE COLOR PALETTE FOR COLOR OPTIONS)</p>
	<p>ALUMABOARD BASE 2"X2" & CAP 2"X2" & ALUMABOARD BATTEN END CAP 2"X2"</p>
	<p>ALUMABOARD BASE 2"X2" & CAP 2"X3" & ALUMABOARD BATTEN END CAP 2"X3"</p>
	<p>ALUMABOARD BASE 2"X2" & CAP 2"X4" & ALUMABOARD BATTEN END CAP 2"X4"</p>
	<p>ALUMABOARD BASE 2"X2" & CAP 2"X6" & ALUMABOARD BATTEN END CAP 2"X6"</p>

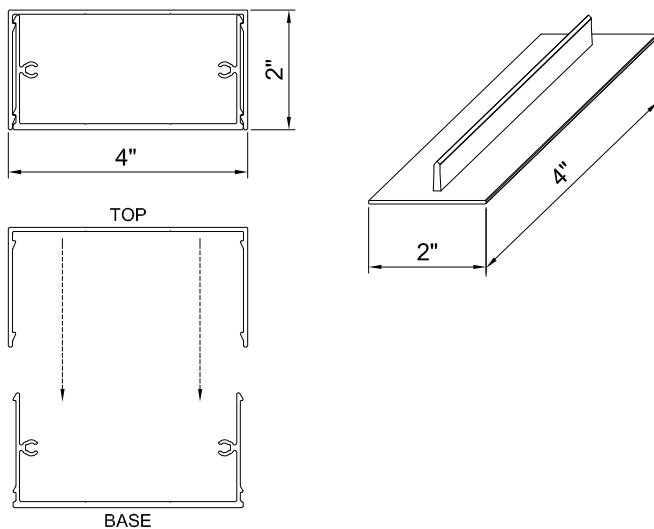
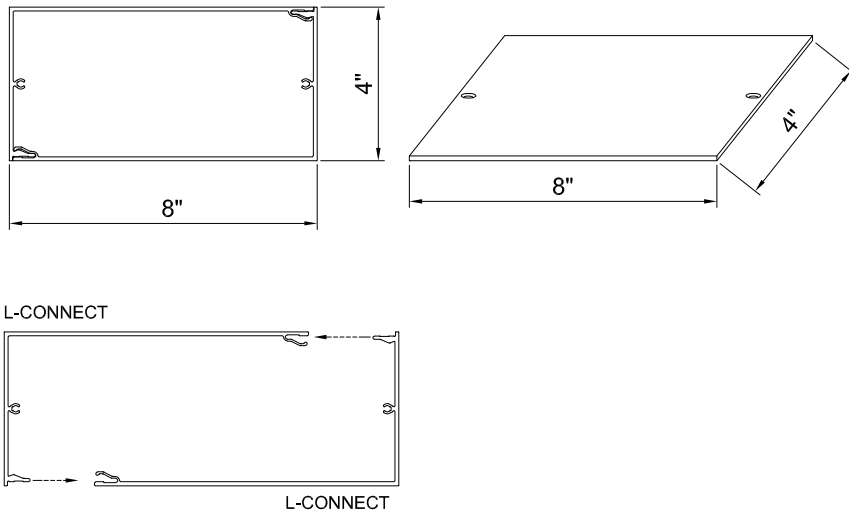
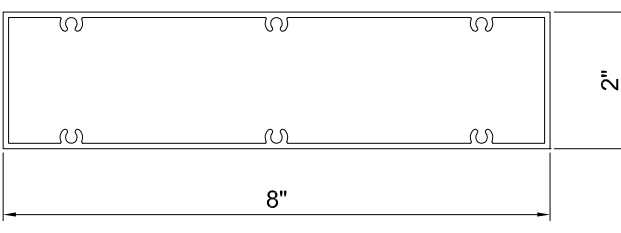
Architectural Battens

METAL PRODUCTS
Plank Extrusions & Accessories

<p>PRODUCT PROFILES - BATTEN EXTENSION & CAPS</p>	<p>ITEM DESCRIPTION (SEE COLOR PALETTE FOR COLOR OPTIONS)</p>
	<p>ALUMABOARD BATTEN EXTENSION X288" (BARE)</p>
<p>CAP OPTIONS FOR EXTENSION</p> 	<p>ALUMABOARD BATTEN CAP 2\"X2"</p>
	<p>ALUMABOARD BATTEN CAP 2\"X3"</p>
	<p>ALUMABOARD BATTEN CAP 2\"X4"</p>
	<p>ALUMABOARD BATTEN CAP 2\"X6"</p>

Architectural Battens

METAL PRODUCTS
Plank Extrusions & Accessories

<p>PRODUCT PROFILES - BATTEN, END CAPS & MISC BATTENS</p>	<p>ITEM DESCRIPTION (SEE COLOR PALETTE FOR COLOR OPTIONS)</p>
 <p>Technical drawings showing the profile of Alumaboard Batten 4"X2" and Alumaboard Batten End Cap 2"X4". The batten is shown in a top view with a width of 4" and a height of 2", and in a perspective view with a width of 4" and a height of 2". The end cap is shown in a top view with a width of 4" and a height of 2", and in a perspective view with a width of 4" and a height of 2".</p>	<p>ALUMABOARD BATTEN 4"X2" & ALUMABOARD BATTEN END CAP 2"X4"</p>
 <p>Technical drawings showing the profile of Alumaboard L-Connect Assembly (2)L-Connect 4"X8" and Alumaboard End Cap 4"X8". The L-Connect is shown in a top view with a width of 8" and a height of 4", and in a perspective view with a width of 8" and a height of 4". The end cap is shown in a top view with a width of 8" and a height of 4", and in a perspective view with a width of 8" and a height of 4".</p>	<p>ALUMABOARD L-CONNECT ASSEMBLY (2)L-CONNECT 4"X8" & ALUMABOARD END CAP 4"X8"</p>
 <p>Technical drawing showing the profile of Alumaboard Batten 2"X8". The batten is shown in a top view with a width of 8" and a height of 2".</p>	<p>ALUMABOARD BATTEN 2"X8"</p>