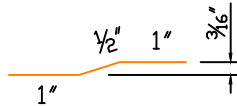
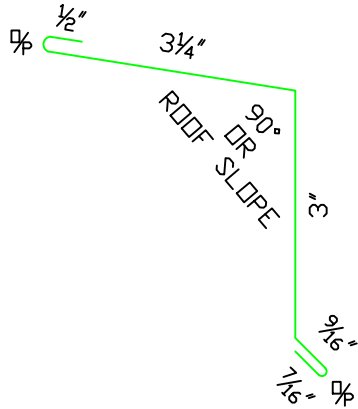


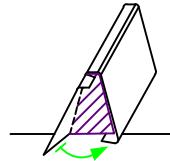
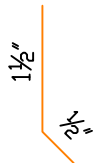
OFFSET CLEAT (OFFC1)



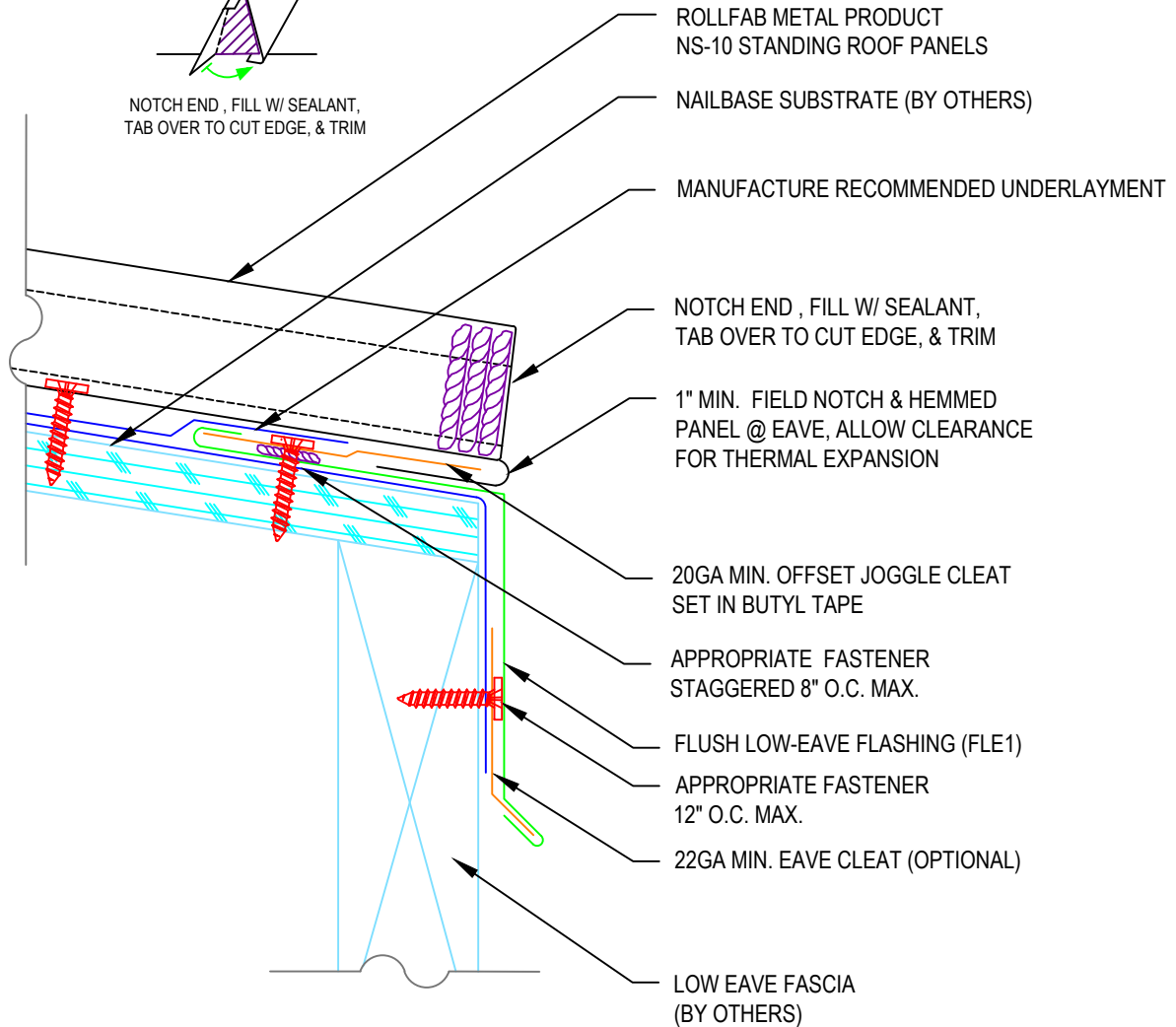
FLUSH LOW-EAVE FLASHING (FLE1)



EAVE CLEAT (OPTIONAL)



NOTCH END, FILL W/ SEALANT,
TAB OVER TO CUT EDGE, & TRIM



ROLLFAB METAL PRODUCT
NS-10 STANDING ROOF PANELS

NAILBASE SUBSTRATE (BY OTHERS)

MANUFACTURE RECOMMENDED UNDERLAYMENT

NOTCH END, FILL W/ SEALANT,
TAB OVER TO CUT EDGE, & TRIM

1" MIN. FIELD NOTCH & HEMMED
PANEL @ EAVE, ALLOW CLEARANCE
FOR THERMAL EXPANSION

20GA MIN. OFFSET JOGGLE CLEAT
SET IN BUTYL TAPE

APPROPRIATE FASTENER
STAGGERED 8" O.C. MAX.

FLUSH LOW-EAVE FLASHING (FLE1)

APPROPRIATE FASTENER
12" O.C. MAX.

22GA MIN. EAVE CLEAT (OPTIONAL)

LOW EAVE FASCIA
(BY OTHERS)

RMP
ROLLFAB
METAL PRODUCTS
www.rollfabmetal.com

FLUSH LOW EAVE

2529 WEST JACKSON ST, PHX, AZ 85009
PH: (602) 275-1676 FAX: (602) 275-1739

PANEL SYSTEM: NS-10

ISSUE / REVISION
DATE:
1/11/2013

DETAIL NO.
NS10-FLE

NOT TO SCALE